
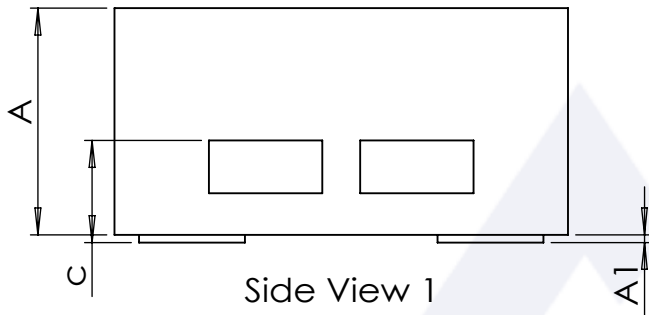


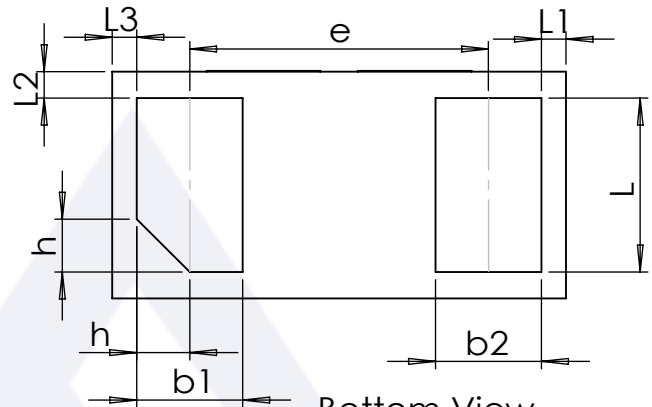
Top View



Side View 2



Side View 1



Bottom View

Symbol	Dimensions in mm			Dimensions in Inches		
	Min.	Typ.	Max.	Min.	Typ.	Max.
A	0.280	0.300	0.320	0.011	0.012	0.013
A1	0.000	0.025	0.050	0.000	0.001	0.002
b1	0.130	0.180	0.230	0.005	0.007	0.009
b2	0.140	0.190	0.240	0.006	0.007	0.009
c	0.050	0.100	0.150	0.002	0.004	0.006
D	0.550	0.600	0.650	0.022	0.024	0.026
e	-	0.350 REF.	-	-	0.014 REF.	-
L1	-	0.030 REF.	-	-	0.001 REF.	-
L3	-	0.035 REF.	-	-	0.001 REF.	-
L2	-	0.025 REF.	-	-	0.001 REF.	-
E	0.250	0.300	0.350	0.010	0.012	0.014
L	0.200	0.250	0.300	0.008	0.010	0.012
h	0.000	0.050	0.100	0.000	0.002	0.004

Package Name	Revision	First Angle Projection	Reference			
			IEC	JEDEC	JEITA	-
DFN0603-2L (Type B)	Ver. A01 2023.07.17					