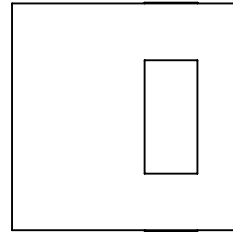
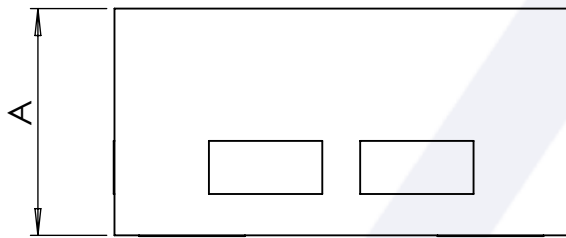


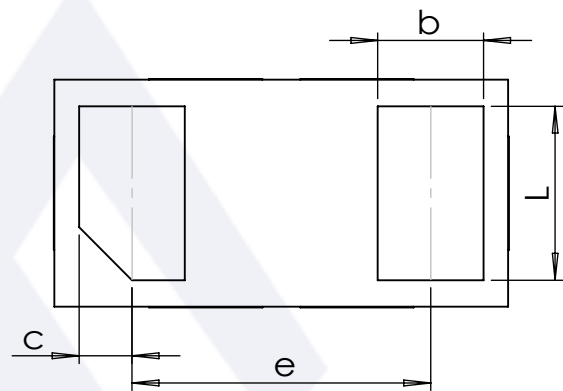
Top View



Side View 2



Side View 1



Bottom View

Symbol	Dimensions in mm			Dimensions in Inches		
	Min.	Typ.	Max.	Min.	Typ.	Max.
A	0.28	0.3	0.32	0.011	0.012	0.013
E	0.25	0.3	0.35	0.010	0.012	0.014
D	0.55	0.6	0.65	0.022	0.024	0.026
b	0.115	0.14	0.165	0.005	0.006	0.006
L	0.205	0.23	0.255	0.008	0.009	0.010
e	-	0.395 REF.	-	-	0.016 REF.	-
c	-	0.100 REF.	-	-	0.028 REF.	-

Package Name	Revision	First Angle Projection	Reference			
			IEC	JEDEC	JEITA	-
DFN0603-2L (Type A)	Ver. C01-KQ 2023.07.14					